

SAINT JOSEPH ABBEY CHRISTIAN LIFE CENTER



Emergency Exit



Kitchen

Refectory


Emergency Exit



| | | | | | | |
|------|----|----|----|----|----|----|
| Deck | 17 | 18 | 19 | 20 | 21 | 22 |
|------|----|----|----|----|----|----|

| | | | | | | |
|----|----|----|----|----|----|------|
| 42 | 41 | 40 | 39 | 38 | 37 | Deck |
|----|----|----|----|----|----|------|


Emergency Exit

| | | |
|----|-------|---|
| 14 | 16 | Atrium  |
| 13 | 15 | |
| | Linen | |
| 10 | 12 | |
| 9 | 11 | |



ST. Thomas
Aquanis Room

Emergency Exit

| | | |
|---|-------|----|
| Atrium  | 34 | 36 |
| | 33 | 35 |
| | Linen | |
| | 30 | 32 |
| | 29 | 31 |

Emergency Exit


| | | | | | |
|---|---|---|---|---|---|
| 8 | 7 | 6 | 5 | 4 | 3 |
|---|---|---|---|---|---|

Emergency Exit

| | | | | | |
|----|----|----|----|----|----|
| 23 | 24 | 25 | 26 | 27 | 28 |
|----|----|----|----|----|----|

Grey block = Queen Bed
White block = Twin Bed

Grey block = Queen Bed
White block = Twin Bed


Chapel



Office

Garden

Women

2

Men

1

Entrance

